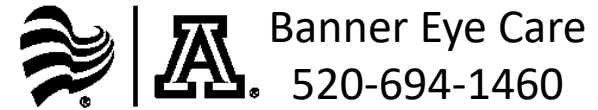


Guide to In-Home Vision Testing



Copyright © 2020 Arizona Board of Regents

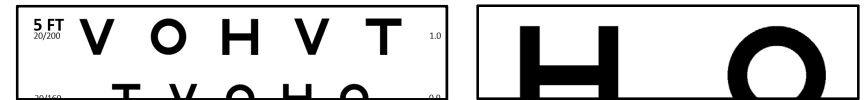
Adult – ETDRS Eye Chart, Near Acuity, Amsler Grid

- If you have a printer, use it. It is easier with paper.
- Use these pages:



Child – HOTV Eye Chart, with Matching Pad

- Print the eye chart, and the HOTV Matching page.
- Use these pages:



- Check the circles to see that they are the size of a quarter. If not, you will need to make the circle bigger or smaller by adjusting your display. This should not be a problem if you print the charts.
- If you have eyeglasses for seeing far away, use them for the 5 foot test.
- If you only use reading glasses, use them for testing your near vision.
- Test each eye separately by holding a Kleenex over one eye at a time.
- When testing young children, point to letters one at a time, and have the child point to the matching symbol on the HOTV matching page.
- Record the numbers on the left side of the line (eg 20/80) for the smallest line that you can see at least 3 of the letters reliably.

5 FT
20/200

H Z V D S

1.0

20/160

N C V K D

0.9

20/125

C Z S H N

0.8

20/100

O N V S R

0.7

20/80

K D N R O

0.6

20/63



Z K C S V



0.5

20/50

D V O H C

0.4

20/40

O H V C K

0.3

20/32

H Z C K O

0.2

20/25

N C K H D

0.1

20/20

Z H C S R


0.0

20/16

S Z R D N

-0.1

Banner Eye Care Visual Acuity Test 1.6
Mount on wall 5 feet from subject, away from window or light source.



When printed or displayed, this circle should be 1 inch in diameter, the size of a US Quarter Dollar coin.


Near Vision Screener

J16	20/200	space woman cycle
J15	20/170	flood guard relax
J14	20/140	shave lunch quiet
J13	20/110	world stake frown
J12	20/100	curve paint forum
J10	20/75	feast elect round
J8	20/60	model trust smile
J6	20/50	plant treat miner
J4	20/40	mouth prize water
J2	20/30	bread carve cabin
J1	20/20	study chair plane


Jaeger

Snellen Equivalent
When Tested at 14"

When printed or displayed, this circle should be 1 inch in diameter, the size of a US Quarter Dollar coin.



Amsler Grid



Test under normal room lighting with reading glasses.

Hold the Amsler Grid 30 cm (12 in) from your eyes.

Test each eye separately.

Look directly at the dot with your uncovered eye and keep your eye focused on it.

Do any of the lines in the grid appear wavy, blurred, or distorted?

Are there any dark areas or missing spots in the grid?

5 FT
20/200

V O H V T

1.0

20/160

T V O H O

0.9

20/125

H T H O V

0.8

20/100

V O T V H

0.7

20/80

O V H T O

0.6

20/63



V T O H T



0.5

20/50

H V H T O

0.4

20/40

T O V O H

0.3

20/32

O T H V T

0.2

20/25

V O V T H

0.1

20/20

T H T O V


0.0

20/16

H T H V O

-0.1

Banner Eye Care Visual Acuity Test 1.6
Mount on wall 5 feet from subject, away from window or light source.



When printed or displayed, this circle should be 1 inch in diameter, the size of a US Quarter Dollar coin.

H

O

T

V